

LESSON 1: KENNEDY JIGSAW LESSON PLAN

Rationale

This cooperative learning strategy will enable each student to specialize in one aspect in the life of John F Kennedy. Students will meet as a group to research their topic, then once they have mastered the material, will teach their topic to a new group of students. With this strategy, each student serves as a piece of the puzzle and when they work together, they create the entire jigsaw puzzle.

Materials


JFK Video 1:30

JFK Video 5:11

JFK Fast Fact Sheet

Kennedy Research Organizer

Kennedy Graphic Organizer



Objectives

Students will be able to:

- teach their peers about their topic
- work cooperatively in a group
- improve their listening, communication, and problem-solving skills.

Instruction

- Introduce the topic, John F. Kennedy. Two video options are available—one is 1:30, the other is 5:11, or use the provided “JFK Fast Facts” sheet.
- Introduce the jigsaw strategy (See Rationale).
- Assign each student to a group of 3-5 students and a topic from the attached list.
- Hand out the research organizer to help students organize their information. Let students know that certain questions may not apply to their topic. Provide materials and resources for all students to learn about their topics and become “experts.”
- Once the research is complete, one expert from each group will be taken to create new groups. Students will teach their new group members about their topic so that everyone can learn about all aspects of JFK. Remind students that group members are responsible for learning all content from one another. They should practice focused listening skills and take careful notes.
- Hand out the graphic organizer to each student as a guide for organizing the experts’ information. Experts share their information.



Options

- Have each student do their own research and complete the graphic organizer.
- Have each group present their topic to the whole class instead of small groups.



Assessment

Have each student write a paragraph or essay about JFK using the information they gathered from their own research and what they learned from their classmates.



Possible Topics

*Choose/combine/split these topics as needed
to meet the number of students in your class.*




Early life

*Family Background
Education
Military Service
Congress*

Presidency

*The Campaign
Peace Corps
Alliance for Progress
Space Race
Civil Rights*




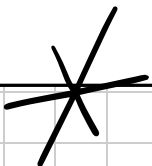
Foreign Policy Challenges

*Bay of Pigs
Berlin Wall Crisis
Cuban Missile Crisis*



Legacy

Assassination



JFK Fast Facts

Name: John Fitzgerald Kennedy

Nicknames: Jack, JFK

Born: May 29, 1917, in Brookline, Massachusetts

Married: Jacqueline Bouvier on September 12, 1953

Children: Caroline, 1957; John, Jr, 1960; Patrick, 1963 (died at two days old)

House of Representatives: 1947-1953

US Senate: 1953-1960

Presidency: January 20, 1961 - November 22, 1963

Vice President: Lyndon B Johnson

Political Party: Democrat

Died: November 22, 1963, in Dallas, Texas



- JFK was a war hero: His boat, PT-109, was destroyed by a Japanese warship in 1943 while he was serving in the US Navy during WWII. He swam with other crew members to safety several miles away while carrying one injured soldier by holding the man's life jacket strap in his teeth. Kennedy was awarded the Navy and Marine Corps Medal.
- Kennedy was awarded the 1957 Pulitzer Prize for his book Profiles in Courage, which shared the stories of US Senators who showed extraordinary courage under pressure.
- Kennedy was the youngest person elected President of the United States when he defeated Richard Nixon in 1960. He is also the first Catholic president.
- The Cold War dominated his presidency. The three significant events were the Bay of Pigs Invasion (the attempted overthrow of Cuba's leader, Fidel Castro), the building of the Berlin Wall, and the Cuban Missile Crisis, a dangerous escalation of tensions that nearly led to nuclear conflict.
- Kennedy was a strong advocate for civil rights in the US.
- As president, Kennedy established the Peace Corps in 1961 to promote world peace through service.
- Kennedy publicly declared a national goal to land a man on the moon before the decade's end. This challenge led to the successful moon landing in 1969.
- Sadly, JFK was assassinated during a trip to Dallas, Texas, on November 22, 1963. He is buried at Arlington National Cemetery along with his wife and two of their children.

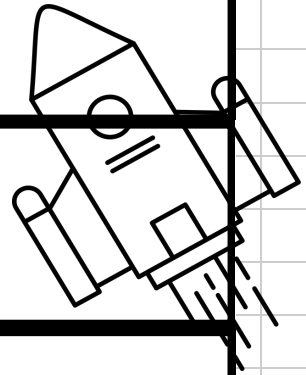
Kennedy Research Organizer



Directions: As you research your topic about John F Kennedy, fill in the following boxes. Some of the questions may not quite apply to your topic, so adjust as needed.

Topic:

Who? Who was involved? Who was affected?




What? What happened? What was the main event?

Where? Where was/were the place(s) it took place?

When? When did it happen? How long of a time period was it?

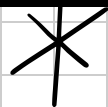
Why? Why did it happen? What caused it?



Why? Why was it important? What were the outcomes?



Put it all together!



Kennedy Graphic Organizer

Directions: As you learn about John F Kennedy from your classmates, fill in the boxes below.



Date of birth:

Date of death:

Cause of death:

Education:

Years of Presidency:



Describe Kennedy's childhood and family life:

Political Offices Held

Interesting Facts

Notable Successes of his Presidency

Notable Difficulties of his Presidency

What is Kennedy's Legacy?

The Assassination



*Thank you for choosing
School Tours of America!*



Lesson 2: John F Kennedy Museum Display

Rationale

This project will engage your students as they explore the life of John F. Kennedy and create a museum exhibit based on their research. Students will practice writing summaries and making creative museum displays.

Objectives

Students will:

- Research the life of John F. Kennedy using primary and secondary sources
- Synthesize information from multiple sources into a summary
- Create a display using information gathered during research
- Cite reliable sources using an online citation creator

Materials Needed

- Student instruction sheet
- Devices/books for research
- Kennedy Organizers/Topics List
- Materials to create their display. Some of the items needed may need to be brought from home.

Suggested Timeline

Day 1

- Introduce the project and go over the student instruction sheet.
- Split students into groups and assign them a topic from the list. Hand out the research organizer.
- Start research. Remind students to keep track of their sources.

Day 2

- Students have the entire class period to research their topic and write their summary.
- Remind students to keep track of their sources and bring any materials they need to create their display.

Day 3-4

- Students focus on writing their summaries and creating their displays.
- They should also work on citing their sources.

Day 5

- Students set up their displays.
- Hand out the graphic organizer and do a gallery walk of all the projects.

Capturing Kennedy Museum Display Student Instructions

You are the curators at a museum featuring an exhibit about John F. Kennedy. You will work in groups to research, summarize, and visually represent an aspect of his life.

Research

Research your topic using online resources. Look beyond websites—try finding newspapers and other primary sources. Thoroughly investigate your topic and keep track of your sources!

Summary

Each group member will write a 4-6 sentence summary of a particular aspect of your topic based on your research. This should look like something someone might read at a museum exhibit. Each group member must write about something different. Summaries should be in your own words! Use the **Kennedy Research Organizer** to put it together.

Creating and Assembling a Display

You will create at least one artifact related to the topic you covered in your summary. It should look/feel authentic, but will be completely designed and developed by you. It must be something that could actually have been found in that time period. For example, you could write a letter from a family member to a son or daughter who has joined the Peace Corps.

Options for your artifact

- Letter
- Photograph (you draw it or create it)
- Legal document
- Poster
- Poem
- Speech
- Model (not too big and with a caption explaining what it is)
- Diary



You may do something not listed above, but your teacher must approve it.

Museum Display

Your group's finished project should resemble a museum exhibit. It should have a title (e.g., "Early Life of JFK") and a summary near the artifact. On the due date, each group will set up the finished exhibits and do a gallery walk as though the classroom were an actual museum.

APA Works Cited

You will be required to cite any sources you use in your research (be sure to use reliable sources). Your Works Cited page should include all of your sources in APA format. You must have at least three sources, one of which is a primary source.

The citation page should be turned in separately. It is not part of the display.

[Purdue Owl](#)

[Citation Machine](#)

Capturing Kennedy Museum Project Rubric

<u>Individual</u>		
Summary	4-6 sentences	_____/5
	Content	_____/5
	Mechanics	_____/5
Artifact	Creativity	_____/5
	Effort	_____/5
	Authenticity	_____/5
Works Cited	3 sources/cited APA	_____/10
	Total	_____/40
<u>Group</u>	Title on Project	_____/5
	Exhibit Display	_____/15
	Effort	_____/5
	Total	_____/20

Possible Topics

*Choose/combine/split these topics as needed
to meet the number of students in your class.*




Early life

*Family Background
Education
Military Service
Congress*

Presidency

*The Campaign
Peace Corps
Alliance for Progress
Space Race
Civil Rights*



Foreign Policy Challenges

*Bay of Pigs
Berlin Wall Crisis
Cuban Missile Crisis*

Legacy

Assassination

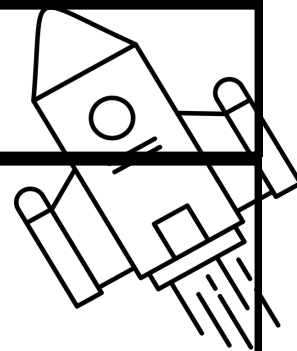


Kennedy Research Organizer

Directions: As you research your topic about John F Kennedy, fill in the following boxes. Some of the questions may not quite apply to your topic, so adjust as needed.

Topic:

Who? Who was involved? Who was affected?



What? What happened? What was the main event?

Where? Where was/were the place(s) it took place?

When? When did it happen? How long of a time period was it?

Why? Why did it happen? What caused it?

Why? Why was it important? What were the outcomes?

Put it all together! Write a 4-6 sentence summary about your topic using the information you found in your research.

Kennedy Graphic Organizer

Directions: Fill in this organizer as you do your gallery walk through the life of JFK.



Date of birth:

Date of death:

Cause of death:

Education:

Years of Presidency:

Describe Kennedy's childhood and family life:

Political Offices Held

Interesting Facts

Notable Successes of his Presidency

Notable Difficulties of his Presidency

What is Kennedy's Legacy?

The Assassination

*Thank you for choosing
School Tours of America!*

